

SICO® DECO Food and Beverage Display Station



Features, Advantages & Benefits

Quartz Composite Top - Provides superior scratch and stain resistance. NSF Certified. 20mm thick quartz composite material. 12 standard Silestone countertop options to choose from.

Two Decorative Lamps - For accent lighting ice bin.

Decorative "Broken Glass" ice bin - Keeps food and beverages cold.

Built-In Plate Shelf - For guest plating convenience.

Cabinet for Storage - Storage space underneath, hidden from guests' view.

Heavy-Duty Steel Frame - Provides a strong and durable foundation for day-in, and day-out use.

Mobility - Six 4" (10cm) diameter non-marring ball-bearing swivel casters allow stations to move in and out of action with ease.

Serial Number - Provides easy product identification for future reference.

1. **Acrylic Panels with LED Lights** - "Green" energy saving 12 volt internal LED lighting. Multi-function speed controller displays an array of stationary or transitional colors to complement any themed event. Acrylic panel is accented by choice of either black powder coat, or stainless steel fascia and trim.
2. **Laminate Panels** – Choose from 12 sophisticated color laminate options. Accented by choice of either black powder coat, or stainless steel fascia and trim.
3. **Wood Veneer Panels** – Three beautiful wood veneer panel options available with your choice of up to 6 stains colors.

Warranty - Protected by a **1-Year Warranty** against manufacturer's defects. **Lifetime Warranty** on welds. (Excludes natural stone composite top and glass components.)

Specifications

Description	Power
(1) Ice Bin, (2) Display Lamps, with Acrylic, Laminate or Wood Veneer body panels.	120V or 240V AC
DECO Multi-Purpose Station Protective Cover 78" L (198cm) x 36" W (91cm) x 32" H (81cm)	N/A

Personalization Options

3 Exterior Body Design Options



Acrylic Body Finish & Fascia and Trim Accent Options



Laminate Body Finish & Fascia and Trim Accent Options




Maple Wood Body Style & Stain Finish Options


12 Standard Silestone Counter Top Options




Lyra



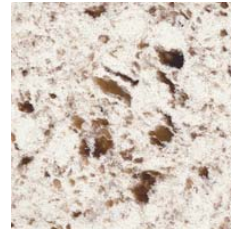
Bianco Maple




Toffee



Urban Cream



Seleno



Kona Beige




Bamboo




Kimbler



Amazon



Gray Expo




Midnight Star II



Cygnus

2 Fascia & Trim Options



Black Powdercoat



Stainless Steel

12 Standard Exterior Laminate Body Color Options



Asian Night



Madagascar



Windswept Pewter



Pewter Brush



Morro Zephyr



Windswept Bronze



Western Hills



Biltmore Cherry



Limber Maple



Tawny Legacy



Windswept



Antique Brush

* Standard default color is Black and not listed above.

3 Maple Wood Surface Body Style Design Options



Masterpiece

(Solid maple wood with inlaid panels)



Amesbury

(Maple wood veneer surface with wood trim)



Classic

(Smooth maple wood veneer surface)

6 Standard Wood Veneer Stain Color Options



M1




M2



M3



M4

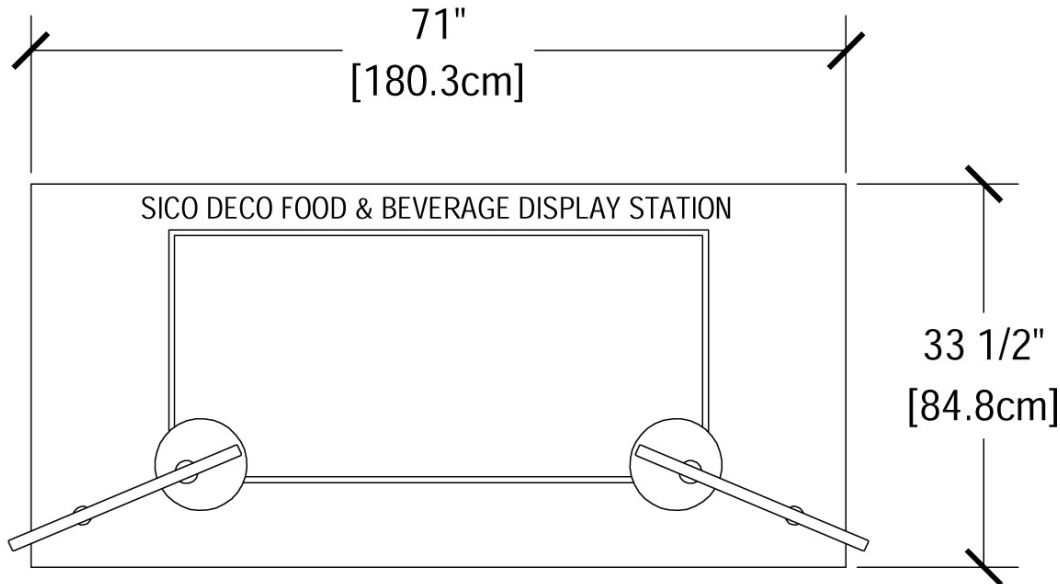


M5



M6

Dimensions



Dimensions (Top View)

SICO Deco Food & Beverage Display Mobile Buffet Station

Top Size: 71" x 33 1/2" [180.3cm x 84.8cm]

Serving/Work Surface Height: 34" [86.4cm]

Overall Height w/ Lamps & Bin: Up to 77" h [195.6cm]

Front Shelf Dimensions: 10 5/16"d x 13 3/16"h x 45 1/4"w

[26.2cm d x 33.5cm h x 115.6cm w]

Ice Bin Dimensions 44.8" (113.8cm) Wide, 22.8" (58cm) Long, 7.8" (19.8cm) Deep



For More Information Visit: <http://www.sicoinc.com/icestation.php>

7525 Cahill Road, Minneapolis MN 55439

1.800.533.7426