

# SICO® DECO Lowerator® Trapezoid Side Station



## Features, Advantages & Benefits

**Quartz Composite Top** - Provides superior scratch and stain resistance. NSF Certified. 20mm thick quartz composite material. 12 standard Silestone countertop options to choose from.

**Lowerator® Unit** – Designed to prevent stacks of dishes from sticking in the down position, or releasing unexpectedly. Available in heated and non-heated versions. A self-leveling, drop-in dispenser adjustable to a variety of dish weights and diameters. 14" (35.6 cm) in diameter.

**Heated Lowerator®** - The heated version has a self-contained heating system with an individual on/off switch, indicator light, and an adjustable thermostat. Available with 120V for North America. The temperature range of plates after one hour in the heated lowerator® (depending upon the temperature of the plates when placed in the tube):

- Minimum setting = 80° – 100° F. (26.6° C – 37.7° C)
- Maximum setting = 110° – 150° F. (43.3° C – 65.5° C)

**Lowerator® Tube Capacity** - 6 dozen plates, or 3 dozen bowls, or 4-1/2 dozen cups, or glasses. Holds dishes 9-1/4" – 11-7/8" (23.5cm – 30cm) in diameter.

**Lowerator® Lid** – Lid offers protection from contaminants during storage.

**Heavy-Duty Steel Frame** - Provides a strong and durable foundation for day-in and day-out use.

1. **Acrylic Panels with LED Lights** - "Green" energy saving 12 volt internal LED lighting. Multi-function speed controller displays an array of stationary or transitional colors to complement any themed event. Acrylic panel is accented by choice of either black powder coat, or stainless steel fascia and trim.
2. **Laminate Panels** – Choose from 12 sophisticated color laminate options. Accented by choice of either black powder coat, or stainless steel fascia and trim.
3. **Wood Veneer Panels** – Three beautiful wood veneer panel options available with your choice of up to 6 stains colors.

**Mobility** - Four heavy-duty 4" (10cm) diameter non-marring ball-bearing swivel casters allow stations to move in and out of action with ease.

**Serial Number** - Provides easy product identification for future reference.

**Warranty** - Protected by a **1-Year Warranty** against manufacturer's defects. **Lifetime Warranty** on welds. (Excludes natural stone composite top and glass components.)

## Specifications

Description	Power
DECO Trapezoid Side Station, (1) Non-Heated Lowerator <sup>®</sup> , with Laminate or Wood Veneer body panels.	N/A
DECO Trapezoid Side Station, (1) Non-Heated Lowerator <sup>®</sup> , with Acrylic body panels.	120V or 240V AC
DECO Trapezoid Side Station, (1) Heated Lowerator <sup>®</sup> , with Acrylic, Laminate or Wood Veneer body panels.	120V AC
DECO Trapezoid Station Protective Cover - 42" W (107cm) x 36" D (91cm) x 32" H (81cm)	N/A

## Personalization Options

### 3 Exterior Body Design Options



Acrylic Body Finish & Fascia and Trim Accent Options



Laminate Body Finish & Fascia and Trim Accent Options




Maple Wood Body Style & Stain Finish Options


### 12 Standard Silestone Counter Top Options



Lyra



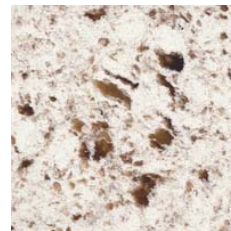
Bianco Maple




Toffee



Urban Cream



Seleno



Kona Beige




Bamboo




Kimbler



Amazon



Gray Expo



Midnight Star II



Cygnus

## 2 Fascia & Trim Options



Black Powdercoat



Stainless Steel

## 12 Standard Exterior Laminate Body Color Options



Asian Night



Madagascar



Windswept Pewter



Pewter Brush



Morro Zephyr



Windswept Bronze



Western Hills



Biltmore Cherry



Limber Maple



Tawny Legacy



Windswept



Antique Brush

\* Standard default color is Black and not listed above.

## 3 Maple Wood Surface Body Style Design Options



**Masterpiece**

(Solid maple wood with inlaid panels)



**Amesbury**

(Maple wood veneer surface with wood trim)



**Classic**

(Smooth maple wood veneer surface)

## 6 Standard Wood Veneer Stain Color Options



M1




M2



M3



M4



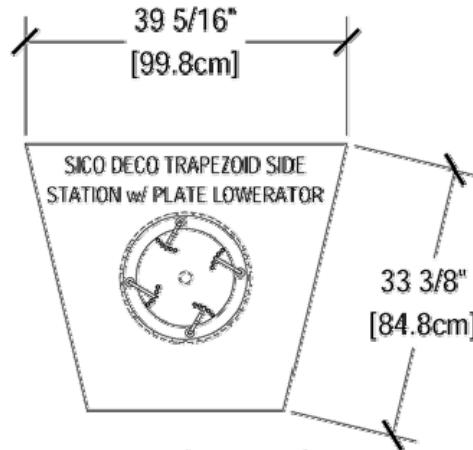
M5



M6



## Non-Heated Lowerator® Dimensions



Dimensions (Top View)

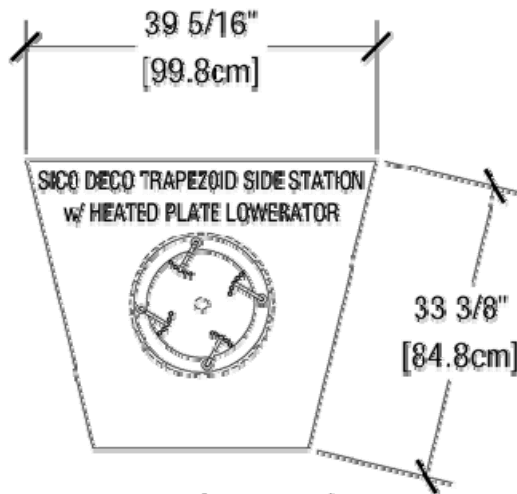
**RAQ21XXX0**

Top Size: 39 1/4" x 33 1/2" x 24" [99.7cm x 84.8cm x 61cm]

Serving/Work Surface Height: 34" [86.4cm]

Overall Height: 37 1/2" h [95.3cm] (39 7/16" [100.2cm w/ Cover])

## Heated Lowerator® Dimensions



Dimensions (Top View)

**RAR21XXX?**

Top Size: 39 1/4" x 33 1/2" x 24" [99.7cm x 84.8cm x 61cm]

Serving/Work Surface Height: 34" [86.4cm]

Overall Height: 37 1/2" h [95.3cm] (39 7/16" [100.2cm w/ Cover])



For More Information Visit: <http://www.sicoinc.com/loweratorsidestation.php>

7525 Cahill Road, Minneapolis MN 55439  
1.800.533.7426