

SICO® LB Table

A mobile folding rectangular folding table.



Features, Advantages & Benefits

SICO® ARMOR-EDGE®

- The most durable edge available.
- Provides an incredibly tough edge to take hard everyday abuse without damage.
- Hermetically seals the tabletop and bench edges for sanitary purposes.
- Proven track record for long-term durability.

High-pressure Laminate

- Tough .04" (.10cm) thickness high-pressure laminate for added durability and long-term wear.
- Sanitary and easy-to-clean.
- A large variety of striking colors and patterns are available to fit any color scheme.

Solid MDF Core

- Laminate tops are made with extremely durable ¾" MDF core material that is stronger than plywood or particleboard and resists warping.
- MDF core out-performs plywood or particleboard, is lightweight and resists warping.

Rigid Vinyl Backer Sheet

- Applied to the underside of the tabletops for moisture control and easy cleanup (including gum removal), stain resistance and fantastic appearance.
- Far superior to all types of paper backers.

Tamper Proof Expansion Rivets – Fastens tabletop firmly to the frame and will not work loose like ordinary screws.

Aircraft Lock-nuts – Superior construction lock-nuts are used at all pivot points. Nuts are tamper resistant and won't loosen over time for increased safety.

Torsion Bar Assist – Allows one person to easily fold and unfold any size LB table. A more durable and long-lasting system than others. Lifting is effortless.

Center Gravity Lock Bar - ½" (1.3cm) center gravity lock bar prevents anyone from raising center of table by sitting on the table end. Easily released from either side.

Two 7 Gauge Vertical Hinges – Extra heavy self-cleaning hinges won't trap food while providing additional strength, security and durability.

Square Tube and Horizontal Support Frame - One-inch (25mm) 16-gauge steel square tube leg is 63% stronger than one-inch round 16-gauge. Finished for durability, appearance, and ease of cleaning. 14-gauge **square steel center support** gives greater strength while preventing damage to tops at center.

Mobility/Storage - Fast to set-up and quick to take down. Needs no caddy. No lifting. Tables nest together compactly, requiring minimum storage space. One person can easily roll and maneuver tables smoothly into service or storage.

Swivel Casters - Tables roll quietly on 4" (10cm) swivel casters. Table edges never touch the floor. Casters are off the floor in open position, and table rests on its legs. The casters engage only in folded position. Non-marring casters protect the floor.

Protective Feet - Non-marring neoprene feet located under the center of the table keep table in place and prevents floor damage. Reinforced feet contain a metal washer to prevent leg tubes from breaking through bottom.

Free Space Analysis - Analysis drawings which will provide you with the appropriate number of tables and accessories.

Warranty – Protected by a **15-Year Warranty** against manufacturer's defects. **Lifetime Warranty** on welds.

Specifications

Model No.	Top Dimensions & Seating Capacity:	Top Heights	Storage Dimensions	Weight
TLA41F??02CS	10'Lx30"W (305cm x 76cm) Seats 10	27"(69cm), 29" (74cm), 32" (81cm) ADA	30"Lx29-1/2"W (76cm x 75cm)	150 lbs / 68kg
TLC41F??02CS	10'Lx36"W (305cm x 91cm) Seats 10	27"(69cm), 29" (74cm), 32" (81cm)	36"Lx29-1/2"W (91cm x 75cm)	174 lbs / 79kg
TLB41F??02CS	12'Lx30"W (366cm x 76cm) Seats 12	27"(69cm), 29" (74cm), 32" (81cm)	30"Lx31-1/2"W (76cm x 80cm)	173 lbs / 78.5kg
TLD41F??02CS	12'Lx36"W (366cm x 91cm) Seats 12	27"(69cm), 29" (74cm), 32" (81cm)	36"Lx31-1/2"W (91cm x 80cm)	207 lbs / 94kg

* Model No's with an "F" indicates 29" high. Change the "F" in the model # to a "D" for 27" high. J for 32" high.

Laminate Options




Wild Cherry
(49)



Bannister Oak
(10)



Nepal Teak
(74)



Kensington
Maple (77)



Gray Nebula
(38)



Graphite
Nebula (50)



Windswept (51)



Saffron Tigris
(54)



Navy Legacy
(53)




Green Tigris
(76)




Karratha Brush
(70)



Maroochy
Brush (71)



Woolamai
Brush (72)



Pomegranate
(78)

* Check with a SICO Representative for additional laminate choices available.

Table Top Armor-Edge Options



Gray (03)



Black (02)



Burgundy (04)



Blue (05)




Brown (06)

Table Leg Frame Options



Chrome (C)



Blue Hammertone (H)



Copper Vein (R)



Silver (L)



Black (B)

SICO[®] LB Table Dimensions

12x30" Dimensions

Top Height: 27", 29" or 32"
Folded Height: 77 ½" or 79 ½"

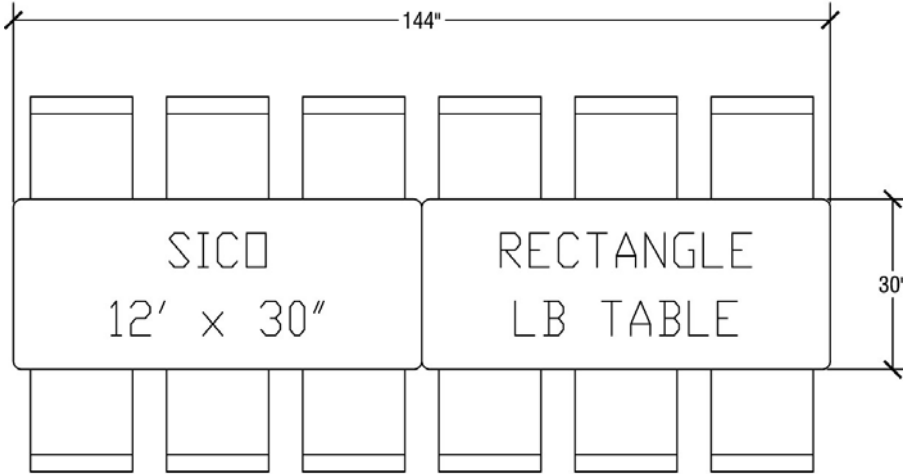
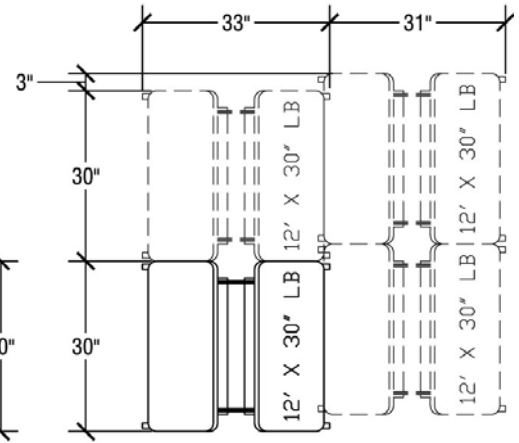


Table Dimensions



Storage Configuration

10'x30" Dimensions

Top Height: 27", 29" or 32"
Folded Height: 68 ½" or 70 ½"

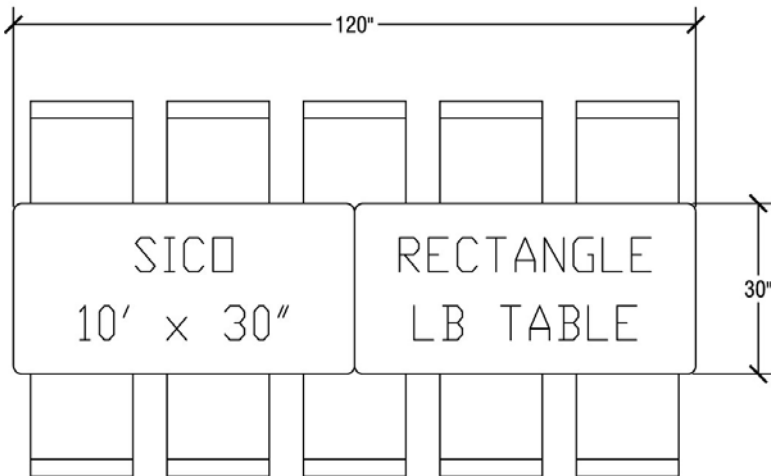
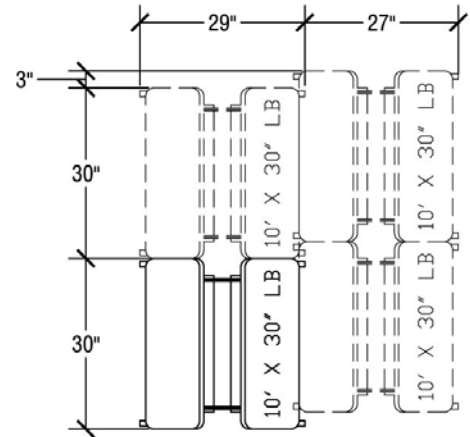


Table Dimensions



Storage Configuration

12'x36" Dimensions

Top Height: 27", 29" or 32"
Folded Height: 77 1/2" or 79 1/2"

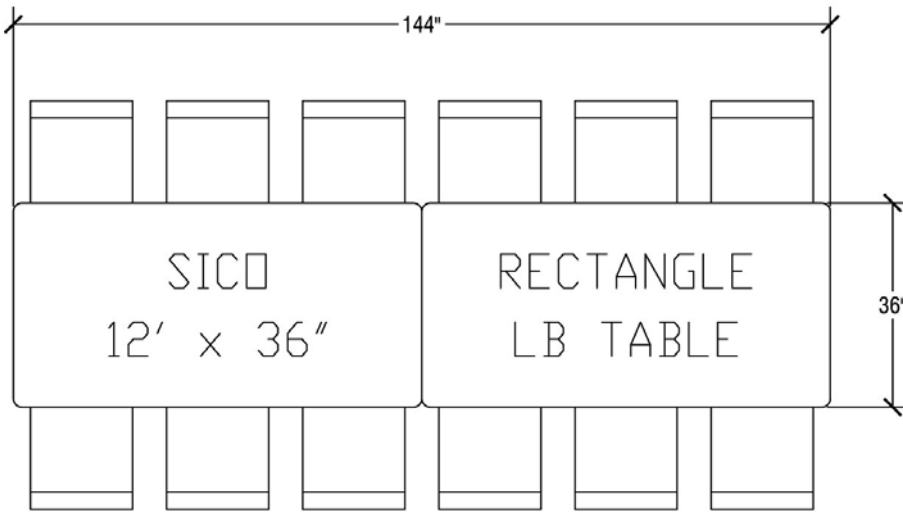
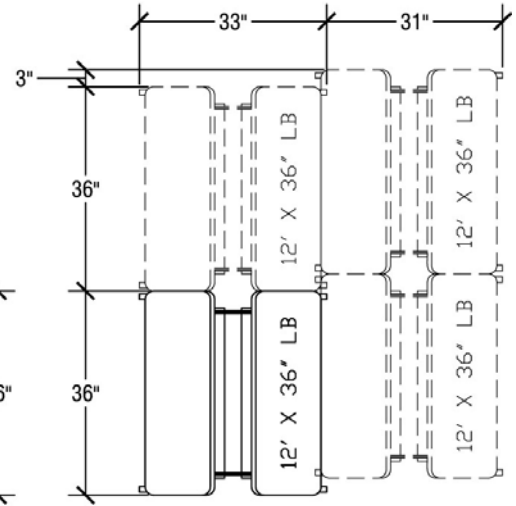


Table Dimensions



Storage Configuration

10'x36" Dimensions

Top Height: 27", 29" or 32"
Folded Height: 68 1/2" or 70 1/2"

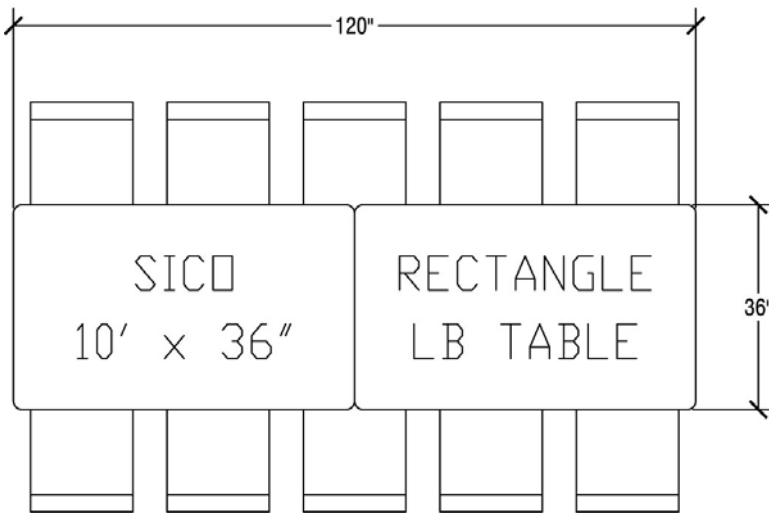
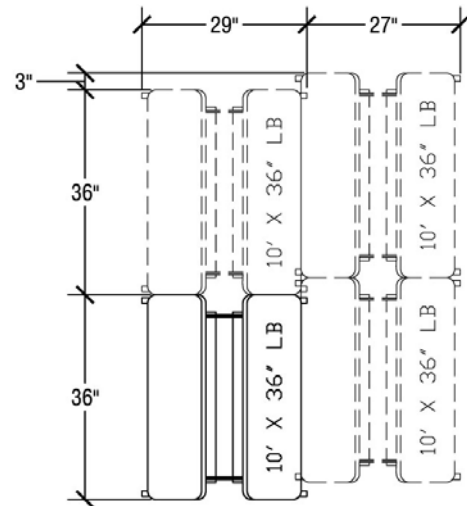


Table Dimensions



Storage Configuration



For More Information Visit: <http://www.sicoinc.com/lb.php>
7525 Cahill Road, Minneapolis MN 55439
1.800.533.7426