

SICO® MultiApp IIS Table

A mobile folding, multi-purpose use, seamless-top table designed for **seating on both sides**.



Features, Advantages & Benefits

SICO® ARMOR-EDGE®

- The most durable edge available.
- Provides an incredibly tough edge to take hard everyday abuse without damage.
- Hermetically seals the tabletop for sanitary purposes and prevents moisture from entering tabletop core.
- Proven track record for long-term durability.

High-pressure Laminate

- Tough .04" (.10cm) thickness high-pressure laminate for added durability and long-term wear.
- A large variety of colors and patterns are available to fit any decor.

Solid MDF Core - Laminate tops are made with extremely durable ¾" MDF core material that is stronger than plywood or particleboard, is light-weight, and resists warping.

Rigid Vinyl Backer Sheet

- Applied to the underside of the tabletops for moisture control and easy cleanup (including gum removal), stain resistance and fantastic appearance.
- Far superior to all types of paper backers.

Table Top Folds - Tabletop remains in the use position until lock is released for folding into storage configuration.

Tamper Proof Expansion Rivets – Fastens tabletop firmly to the frame and will not work loose like ordinary screws.

Aircraft Lock-nuts – Tamper-resistant lock-nuts are used at all pivot points and won't loosen over time.

Pneumatic Damper - Makes folding the tabletop quick and easy.

Tamper Resistant Lock – Used for locking the table into a fixed use position. Secured by tamper proof Allen wrench/hex screw system.

Obstruction Free Frame and Leg Design - No leg obstructions under table. Understructure frame allows for comfortable leg-room seating on both sides of the table.

Black Powder-Coat Frame - Long-lasting durable finish that resists scratches and acts as a protectant.

3" Dual-wheel, Swivel Casters – One person can easily roll and maneuver tables into service or storage. Rugged locking casters stabilize table.

Unit-To-Unit Connectors – Optional table connectors for rectangle sizes.

Storage – Tabletop folds and nests in a minimum of storage space. Tops fold and tables nest for easy storage.

Free Space Analysis - Analysis drawings which will provide you with the appropriate number of tables and accessories.

Warranty – Protected by a **10-Year Warranty** against manufacturer's defects. **Lifetime Warranty** on welds.

Specifications


| Model No. | Dimension | Top Heights | Storage Dimensions | Weight |
|----------------------------|--------------------------------|-------------|------------------------------|--------------|
| Elliptical Edge Top | | | | |
| TUD22WTH??02B | 5'Lx34"W (152cm x 86cm) | 29" (74cm) | 60"Lx24-1/4"W (152cm x 62cm) | 85 lbs / kg |
| TUD22WTI??02B | 6'Lx34"W (183cm x 86cm) | 29" (74cm) | 72"Lx24-1/4"W (183cm x 62cm) | 93 lbs / kg |
| TUD22WTK??02B | 8'Lx34"W (244cm x 86cm) | 29" (74cm) | 96"Lx24-1/4"W (244cm x 62cm) | 119 lbs / kg |
| Rectangle Top | | | | |
| TUD22WPH??02B | 24" x 60" (61 cm x 152 cm) | 29" (74cm) | 60"Lx24-1/4"W (152cm x 62cm) | 77 lbs / kg |
| TUC22WPI??02B | 24" x 72" (61 cm x 183 cm) | 29" (74cm) | 72"Lx24-1/4"W (183cm x 62cm) | 84 lbs / kg |
| TUD22WPK??02B | 24" x 96" (61 cm x 244 cm) | 29" (74cm) | 96"Lx24-1/4"W (244cm x 62cm) | 108 lbs / kg |
| TUD22WQH??02B | 30" x 60" (76 cm x 152 cm) | 29" (74cm) | 60"Lx24-1/4"W (152cm x 62cm) | 82 lbs / kg |
| TUD22WQI??02B | 30" x 72" (76 cm x 183 cm) | 29" (74cm) | 72"Lx24-1/4"W (183cm x 62cm) | 92 lbs / kg |
| TUD22WQK??02B | 30" x 96" (76 cm x 244 cm) | 29" (74cm) | 96"Lx24-1/4"W (244cm x 62cm) | 113 lbs / kg |

* Optional table connector unit to unit latches & grommets available only on rectangle shaped tops.

Laminate Options



Wild Cherry
(49)



Bannister Oak
(10)



Nepal Teak
(74)



Kensington
Maple (77)



Gray Nebula
(38)



Graphite
Nebula (50)



Windswept (51)



Saffron Tigris
(54)



Navy Legacy
(53)



Green Tigris
(76)



Karratha Brush
(70)



Maroochy
Brush (71)



Woolamai
Brush (72)




Pomegranate
(78)

* Check with a SICO Representative for additional laminate choices available.

Table Top Armor-Edge Options



Black (02)



Gray (03)



Burgundy (04)




Blue (05)



Brown (06)

Table Leg Frame Options



Blue Hammertone (H)



Copper Vein (R)



Silver (L)



Black (B)

34" x 96" Rectangle Curved Shape Dimensions

Top Height: 29" (74cm) Folded Height: 38 5/8" h

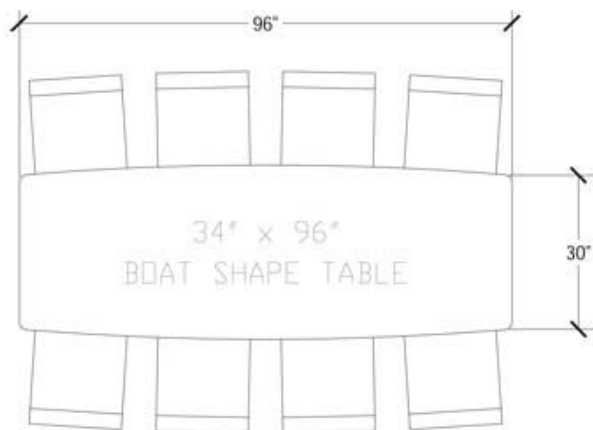
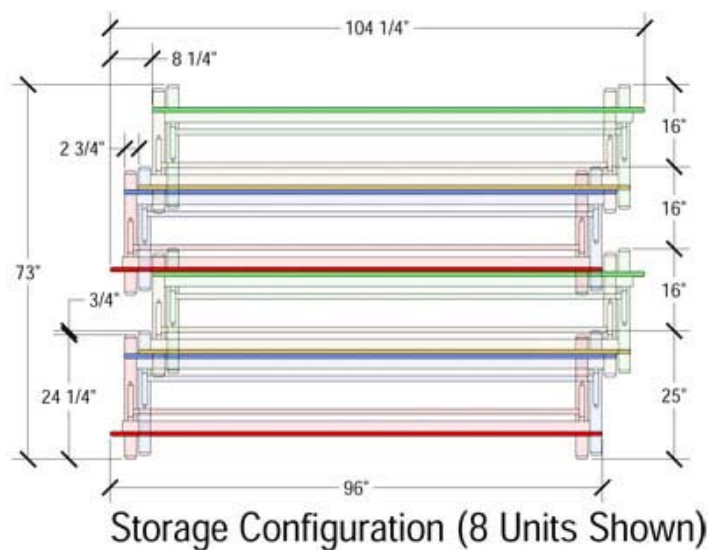


Table Dimensions



For More Information Visit: <http://www.sicoinc.com/multiapp2.php>
7525 Cahill Road, Minneapolis MN 55439
1.800.533.7426