

Mobile Bar Station



Designed to Fit.
Built to Last.



SICO® QUALITY

SICO's Mobile Bar is built to perform wherever and whenever the event calls. On casters the bars are easily rolled into and out of use. Finish options are limitless so you can rest assured the bar will fit perfectly with the rest of your decor.



Portable

Easily move from one event to the other on smooth rolling 5" (13cm) casters. Perfect for back of house to front of house or in and out of storage.



Durable

Built to withstand everyday use. All finishes are manufactured for commercial applications and are designed to be easily cleaned.



Beautiful

Choose from a wide array of finish options that can be personalized to suit your theme. With a multitude of sizes and finishes, the options are endless.

Mobile Bar Features

Solid Surface or Laminate Service Counter

Laminate or Wood Veneer Fascia Panels

Full Stainless Steel Work Counter

Optional Add-Ons

Large Storage Cabinet

Steel Frame

5" (13cm) Casters
(2 swivel and 2 locking swivel)



Body & Service Counter

2 Standard Sizes:

4' (122cm) or 6' (183cm)



2 Standard Service Counter Options:

Laminate with Armor-Edge®-

Tough .04" (1mm) thickness for added durability with a tough edge to take everyday use without damage. Edge hermetically seals the bar top for sanitary purposes.

Solid Surface- Resistant to stains, solid surface requires no surface sealants so it effortlessly maintains its brilliance over time. Extremely durable and easy-to-clean.

2 Standard Fascia Panel Finishes:

Laminate- Tough .04" (1mm) thickness for added durability. Available in a wide range of stylish patterns.

Wood Veneer- Oak or maple veneer available in 12 standard stain options.

FEATURES & BENEFITS



Behind the Bar

304 Stainless Steel Work Counter & Back Splash:

The most versatile and widely used surface in the food service industry. Highly durable and resistant to oxidation and corrosion over time.

Counter Height: 36" (91cm)

Options: From an ice bin and a trash chute to speed rails and glassware racks. Choose exactly what you need and not what you don't. (see pg. 4)

Cabinet for Storage: Large space hidden from guests' view.

Heavy-Duty Steel Frame:

14ga steel tubing provides a strong and durable foundation for day-in and day-out use.

Load Capacity (Work Counter):

1000 lbs (454kg) static load.

Warranty

1-Year Warranty: Against manufacturer's defects. Lifetime warranty on all welds.

Visit www.sicoinc.com for induction unit and all other warranty details.

Serial Number: Provides easy product identification for future reference.

Transport & Storage

5" (13cm) Transport Casters:

Two swivel and two swivel locking, heavy duty, non-marring rubber wheels protect floors and are designed for long life.

Storage Cover: Opt for a storage cover to protect the bar from scratches and wear when not in use.



Space Design

Take advantage of our FREE space design service to determine the optimal layout and number of products for your space.

AVAILABLE OPTIONS



Choose from seven standard options to customize your bar for your needs.

- ① **Ice Bin**
18"x12" (46cm x 31cm)
Weight: 14.5 lbs (6kg)
Center Mounted, Removable, Drain
- ② **Speed Rails**
22" (56cm) Wide
Weight: 7.5 lbs (3kg) each
Clear from Workspace, No Tools Needed
- ③ **Trash Chute**
7" (18cm) Diameter Hole
Weight: 0.5 lbs (0.2kg)
Right Rear Corner
- ④ **Interior Side Splash Panels**
Protects Side Panels from Daily Use
Decorative Metal Laminate

- ⑤ **Glassware Rack***
20" (51cm) Wide
Weight: 23 lbs (10.5kg)
Positioned Under Counter with Sliding Rack
Fits Three 19.5"x19.5"x7.25" Glassware Racks
(50cm x 50cm x 18cm)
- ⑥ **Heavy Duty Corner Bumpers**
Weight: 0.5 lbs (.25kg)
Positioned on Bottom Front Corners
Protects Bar Top and Panels in Transport
- ⑦ **Storage Cover**
Protects from Damage
Made From Canvas



*Storage for Glassware Rack is Not Available Below a Trash Chute on 4' Bar.

SHAPES & STYLES

Fascia Panel Options

Laminate will be highly durable and washable with hundreds of pattern options. The wood veneer will have the classic look and feel with 24 wood and stain combinations.



Laminate



Wood Veneer

Service Counter Options



Laminate with Armor Edge®



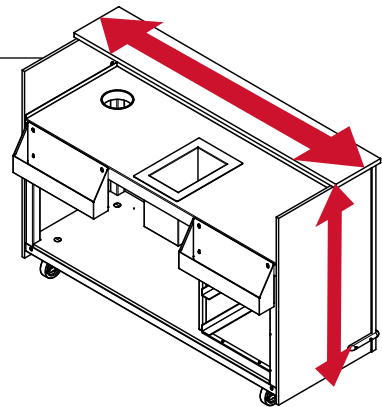
Solid Surface



CUSTOMIZE

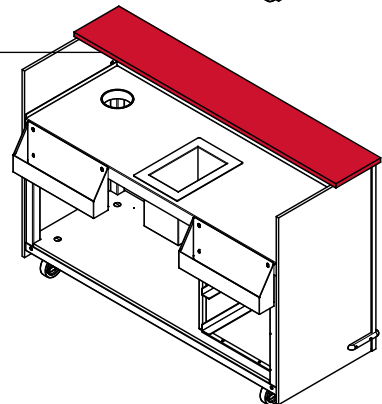
Choose Size

Choose from either 6' (183cm) or 4' (122cm).



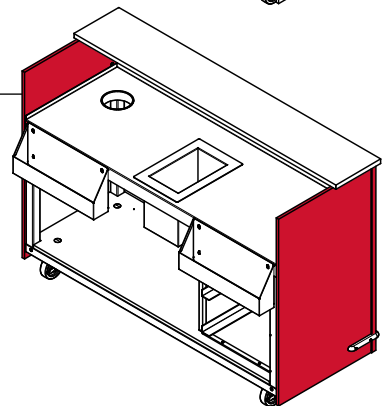
Choose Service Counter Material

Your patrons will be interacting directly with the service counter. Choose from either laminate with Armor-Edge® or solid surface. The laminate and Armor-Edge® option is cost effective and highly durable. The solid surface is a stone composite, NSF Certified material created for this application.



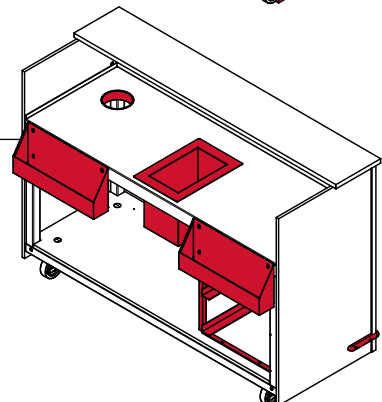
Choose Fascia Panels

Choose from a decorative laminate or a classic wood veneer. The laminate is highly durable and available in a wide variety of patterns. The classic, stylish wood veneer is available in either maple or oak in 12 standard stains. Visit www.sicoinc.com for a complete list of standard laminate, wood veneer & stain options.



Choose Options

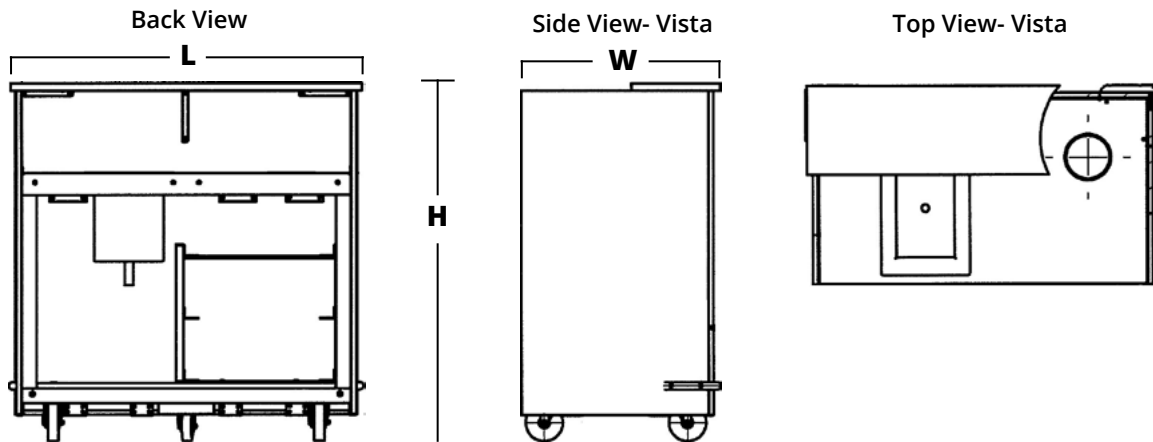
Choose from 7 standard options from an ice bin to speed rails, we have you covered. Choose to cater to your event needs and select an array of different mobile bar configurations.



SPECIFICATIONS

Bar Size	Bar Model	Bar Top	Fascia Panels	Dimensions (LxWxH)	Weight*
4' (122cm)	Vista	Solid Surface	Laminate	48" x 27" x 49" (122x69x125cm)	268 lbs (122kg)
			Wood Veneer	48" x 27" x 49" (122x69x125cm)	260 lbs (118kg)
		Laminate Top with Armor-Edge®	Laminate	48" x 27" x 49" (122x69x125cm)	255 lbs (116kg)
			Wood Veneer	48" x 27" x 49" (122x69x125cm)	246 lbs (112kg)
6' (183cm)	Vista	Solid Surface	Laminate	72" x 27" x 49" (183x69x125cm)	333 lbs (151kg)
			Wood Veneer	72" x 27" x 49" (183x69x125cm)	322 lbs (146kg)
		Laminate Top with Armor-Edge®	Laminate	72" x 27" x 49" (183x69x125cm)	312 lbs (142kg)
			Wood Veneer	72" x 27" x 49" (183x69x125cm)	302 lbs (137kg)

*Not including options



WANT TO FIND OUT MORE?

Visit www.sicoinc.com to see more from our wide variety of innovative products.




©SICO Incorporated
Mobile Bar IS - 3/23 - R2 IPG 2K

SICO Incorporated -
Global Headquarters
SICO America Inc.
Tel: 1 800 328 6138
Email: sales@sicoinc.com

SICO Japan Inc.
Tel: +81(3) 3288 0145
Email: info@sico-japan.com

SICO Asia PTE LTD
Tel: (65) 6500 0800
Email: sales@sicoasia.com

SICO Middle East DMCC
Tel: (971) 4 422 8259
Email: sales@sico-me.com

SICO Europe Limited
Tel: +44(0) 1303 234 000
Email: sales@sico-europe.com

SICO South Pacific Limited
Tel: +61(2) 4336 1333
Email: sales@sicosp.com.au