

# SICO<sup>®</sup> X-PRESS Stage & Riser System

A portable deck & frame stage system with folding legs. Stages typically incorporate 6" tier increments, up to 6 tiers / 36" heights.



## Features, Advantages & Benefits

- **Structural Deck** – A light-weight, quiet deck, with a solid feel. Available in 3'x6', 4'x6', 3'x8', 4'x8' rectangle or trapezoid shape sections with your choice of a carpet, Tuff-Deck or reversible carpet/Tuff-deck surface.
- **Load Capacity** - Design live load is a uniformly distributed load of 125 lbs. per square foot (613 kg. per square meter), which meets or exceeds most building requirements.
- **Light-weight Folding Compact Frame** - The frame is constructed of 14-gauge steel tubing for added performance strength and long lasting use. Quick easy assembly by two people. Easy to handle. Frame folds for compact storage, and when opened assumes the position to receive the deck.
- **Expanding Flex Pin Connector**  
(A SICO® Exclusive) - A rubber bushing located at the base of each flex pin can be expanded to secure the deck tightly to the frame. Flex pin to deck attachment reduces noise and bounce while increasing the stability of the entire system.
- **Adjustable Height Supports** – Adjustable supports available in 6", 8", 12-18", 16", 18"-24", 24"-32", 24"-30"-36" height ranges.
- **(2) Adjustable Glides (4) Fixed Glides** – Quick leveling of uneven stage heights made easy with adjustable center leg glides. Adjust as needed up to 2" to accommodate for uneven surfaces. Non-marring glide surface is designed to protect the floor.



**Snap Action Locks** – These yellow nylon unit-to-unit lock connectors are designed to easily hold adjacent frames securely together. Universal design allows flexible front-to-back and side-to-side stage setups. Each snap-action lock has two positions that can accommodate a stage or riser set-up. Painted yellow for easy identification.

**Serial Numbers** – Attached to frame & deck for easy identification.

**Stage Accessories** – SICO® provides all necessary accessories to complete your professional stage setup. Refer to our literature containing our complete line of stage accessories.

- **Skirting/Drape Clips** – Drape clips allow for quick and easy installation to attach stage skirting to deck.
- **Enclosure Panels** – Conceals understructure of deck and provides a finished look. Front & side enclosure panels available.
- **Transport Caddy** – Provide easy mobility of all SICO® portable stages and stage accessories. Mobile X-Press caddy holds up to 8 frames and 8 decks per caddy. That is up to 256 sq.ft. (23.8 sq. meters) of stage on a caddy that fits through most doors.

**Warranty** – Protected by a **3-Year Warranty** against manufacturer's defects. **Lifetime Warranty** on welds.

# Specifications

X-Press stage systems come with a folding/expanding frame with choice of tuff-deck or carpet surfaced reversible/non-reversible decks.

3'x6' (91cm x 180cm) X-Press Stage Frame & Deck Systems		
Model No.	Description	Weights
SNM211AB	6" High Single Height Frame.	28lbs (13kg.)
SNM211EB	8" High Single Height Frame.	30lbs (13.5kg.)
SNM211BB	12" High Single Height Frame.	45lbs (20kg.)
SNM211FB	16" High Single Height Frame.	42lbs (19kg.)
SNM211CB	18" - 24" High Adjustable Height Frame.	50lbs (23kg.)
SNM211GB	24" - 32" High Adjustable Height Frame.	55lbs (25kg.)
SNM211DB	24" - 30" - 36" High Adjustable Height Frame.	60lbs (27kg.)
SND141401	Non-reversible Scratch Resistant Tuff-Deck Surface.	86lbs. (39kg.)
SND141XXX	Non-reversible Long-Wearing Carpet Deck Surface.	86lbs. (39kg.)
SND141XXXR	Reversible Tuff-Deck and Carpet Deck Surface.	91lbs. (39kg.)

3'x8' (91cm x 244cm) X-Press Stage Frame & Deck Systems		
Model No.	Description	Weights
SNM213AB	6" High Single Height Frame.	30lbs (14kg.)
SNM213EB	8" High Single Height Frame.	33lbs (15kg.)
SNM213BB	12" High Single Height Frame.	50lbs (23kg.)
SNM213FB	16" High Single Height Frame.	45lbs (20kg.)
SNM213CB	18" - 24" High Adjustable Height Frame.	57lbs (26kg.)
SNM213GB	24" - 32" High Adjustable Height Frame.	59lbs (26.5kg.)
SNM213DB	24" - 30" - 36" High Adjustable Height Frame.	67lbs (30kg.)
SND143401	Non-reversible Scratch Resistant Tuff-Deck Surface.	84lbs. (38kg.)
SND143XXX	Non-reversible Long-Wearing Carpet Deck Surface.	84lbs. (38kg.)
SND143XXXR	Reversible Tuff-Deck and Carpet Deck Surface.	90lbs. (41kg.)

### 4'x6' (122cm x 180cm) X-Press Stage Frame & Deck Systems

Model No.	Description	Weights
SNM212AB	6" High Single Height Frame.	30lbs (14kg.)
SNM212EB	8" High Single Height Frame.	33lbs (15kg.)
SNM212BB	12" High Single Height Frame.	48lbs (22kg.)
SNM212FB	16" High Single Height Frame.	45lbs (20kg.)
SNM212CB	18" - 24" High Adjustable Height Frame.	54lbs (25kg.)
SNM212GB	24" - 32" High Adjustable Height Frame.	59lbs (26.5kg.)
SNM212DB	24" - 30" - 36" High Adjustable Height Frame.	63lbs (29kg.)
SND142401	Non-reversible Scratch Resistant Tuff-Deck Surface.	92lbs. (42kg.)
SND142XXX	Non-reversible Long-Wearing Carpet Deck Surface.	92lbs. (42kg.)
SND142XXXR	Reversible Tuff-Deck and Carpet Deck Surface.	92lbs. (42kg.)


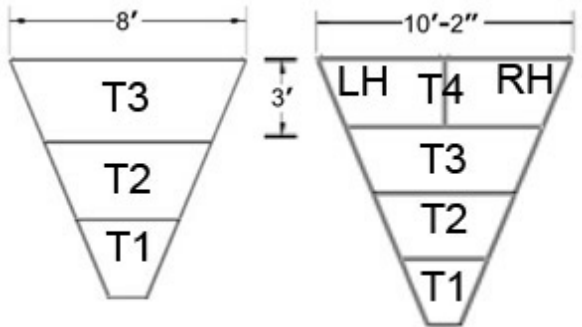
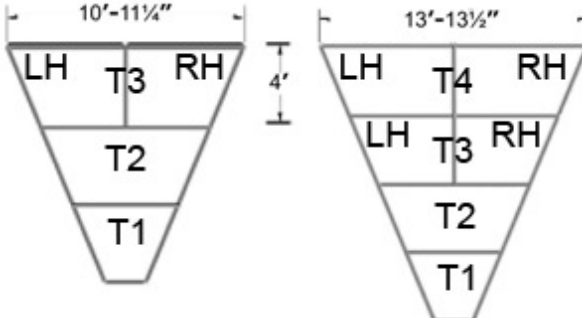
### 4'x8' (122cm x 244cm) X-Press Stage Frame & Deck Systems

Model No.	Description	Weights
SNM214AB	6" High Single Height Frame.	32lbs (16kg.)
SNM214EB	8" High Single Height Frame.	35lbs (16kg.)
SNM214BB	12" High Single Height Frame.	53lbs (24kg.)
SNM214FB	16" High Single Height Frame.	47lbs (21kg.)
SNM214CB	18" - 24" High Adjustable Height Frame.	61lbs (28kg.)
SNM214GB	24" - 32" High Adjustable Height Frame.	63lbs (28kg.)
SNM214DB	24" - 30" - 36" High Adjustable Height Frame.	70lbs (32kg.)
SND144401	Non-reversible Scratch Resistant Tuff-Deck Surface.	96lbs. (44kg.)
SND144XXX	Non-reversible Long-Wearing Carpet Deck Surface.	96lbs. (44kg.)
SND144XXXR	Reversible Tuff-Deck and Carpet Deck Surface.	101lbs. (46kg.)

# X-Press Stage & Riser Components



Use corner and trapezoid deck sections to build the perfect riser system for your rehearsal or performance area. We recommend the 3' depth for choral riser configurations and the 4' for band riser applications.

Frame Model No.	Deck Model No.	Description	Illustration
Corner Decks			
N/A	SAX11FXXX	Corner Section Floor Standing - 75 lbs. (34 kg)	
N/A	SAX11SXXX	Corner Section Stage Mounted - 75 lbs. (34 kg)	
3' Deep Trapezoid Structural Decks			
SNM21AXXX SNM21MXXX	SND14AXXX	6" H - (Tier 1) 8" H - (Tier 1)	
SNM21CXXX SNM21PXXX	SND14CXXX	12" H - (Tier 2) 16" H - (Tier 2)	
SNM21EXXX SNM21RXXX	SND14EXXX	18" H - (Tier 3) 24" H - (Tier 3)	
SNM21HXXX SNM21UXXX	SND14HXXX	24" H - (Tier 4) RH 32" H - (Tier 4) RH	
SNM21JXXX SNM21VXXX	SND14JXXX	24" H - (Tier 4) LH 32" H - (Tier 4) LH	
4' Deep Trapezoid Structural Decks			
SNM21BXXX SNM21NXXX	SND14BXXX	6" H - (Tier 1) 6" H - (Tier 1)	
SNM21DXXX SNM21QXXX	SND14DXXX	12" H - (Tier 2) 12" H - (Tier 2)	
SNM21FXXX SNM21SXXX	SND14FXXX	18" H - (Tier 3) RH 18" H - (Tier 3) RH	
SNM21GXXX SNM21TXXX	SND14GXXX	18" H - (Tier 3) LH 18" H - (Tier 3) LH	
SNM21KXXX SNM21WXXX	SND14KXXX	24" H - (Tier 4) RH 24" H - (Tier 4) RH	
SNM21LXXX SNM21YXXX	SND14LXXX	24" H - (Tier 4) LH 24" H - (Tier 4) LH	



# Personalization Options


## Stage Deck Surface Options



Cayenne (148)



Charcoal Carpet Fabric  
(125)



Cloud-Gray Carpet Fabric  
(122)



Fern Bank Carpet Fabric  
(142)



Light Buff Carpet Fabric  
(126)



Metallic Blue Carpet Fabric  
(143)



Onyx Carpet Fabric  
(123)



Roasted Almond Carpet  
Fabric



Durable Scratch Resistant  
Black Tuff-Deck  
(401)

Durable Tuff-Cord Needlebond Carpet Fabrics and non-carpeted durable scratch resistant black Tuff-Deck surface options available. Choose from carpet on one side, hard tuff-deck surface on reverse side or Tuff-Deck surface on both sides.

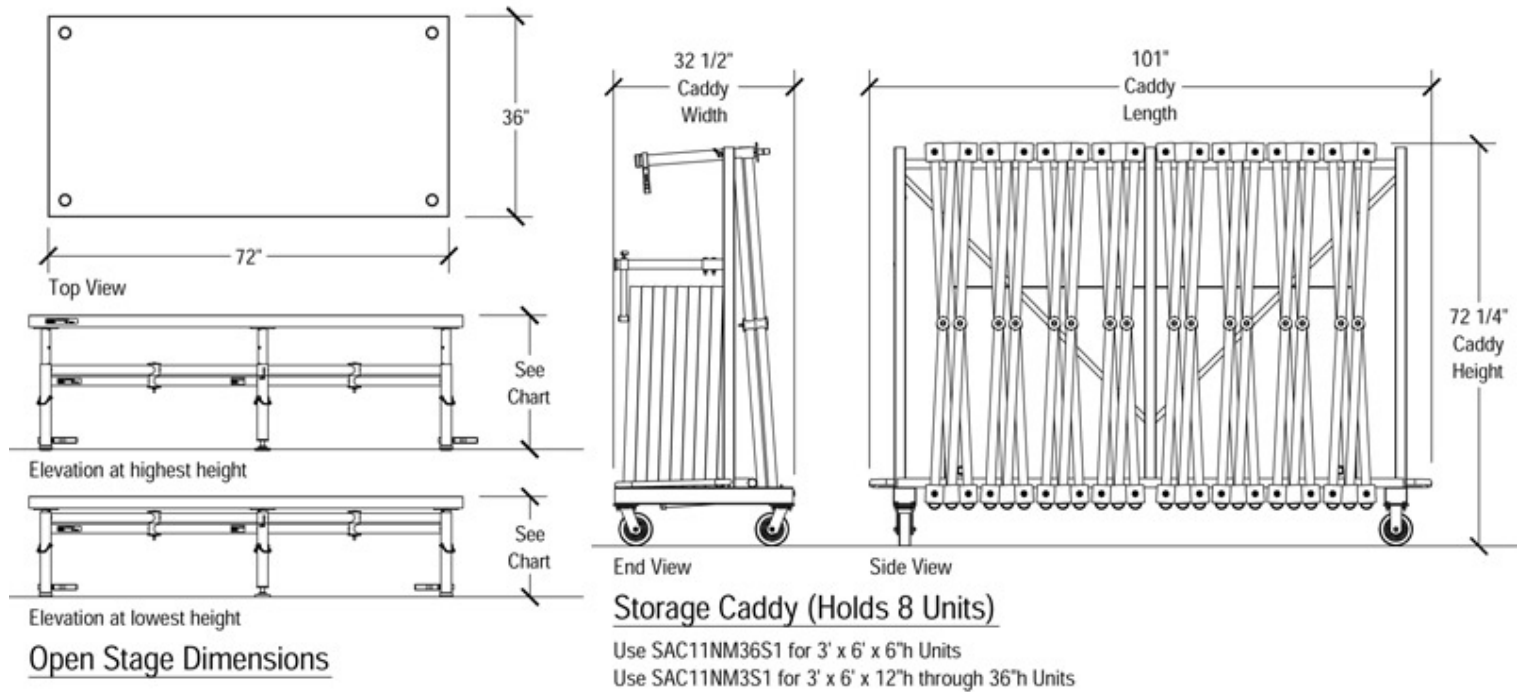


For More Information Visit: <http://www.sicoinc.com/xpress.php>

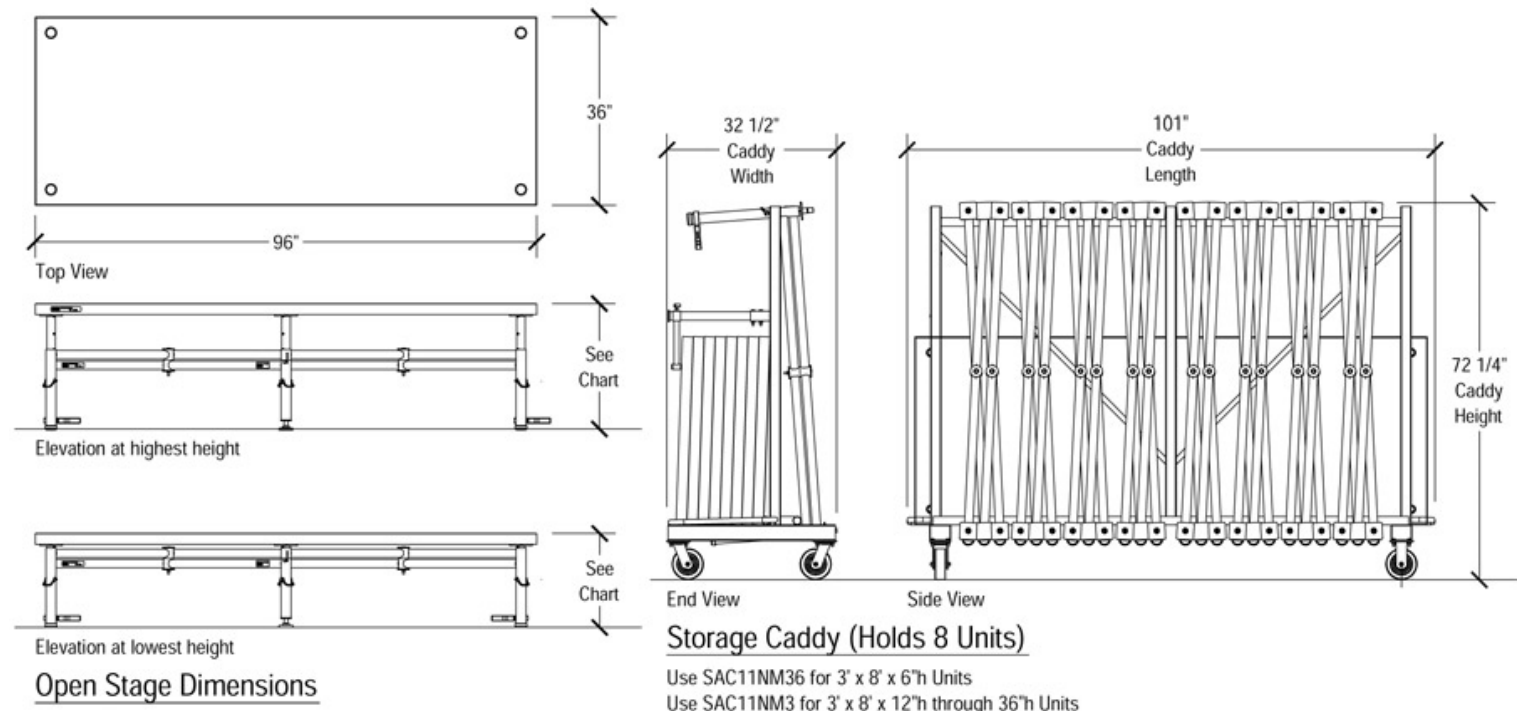
7525 Cahill Road, Minneapolis MN 55439  
1.800.533.7426

# Dimensional Drawings

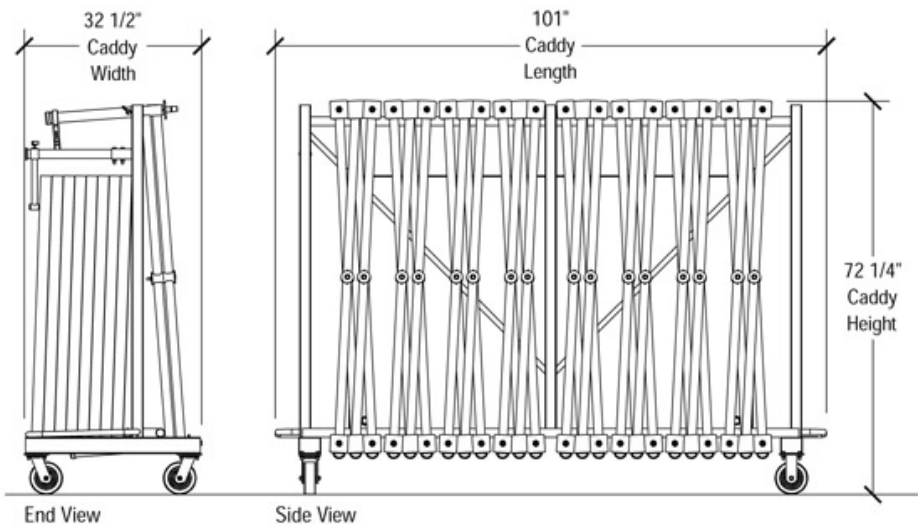
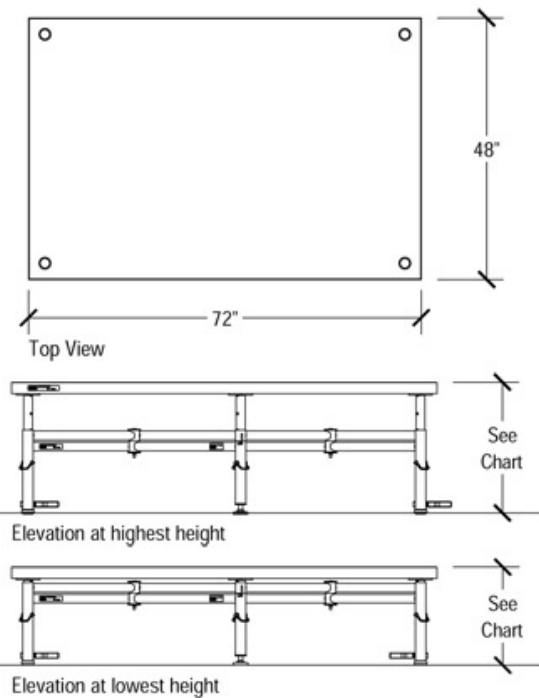
## 3' x 6' Stage & Transport Caddy – (Multi-Height)



## 3' x 8' Stage & Transport Caddy – (Multi-Height)



## 4' x 6' Stage & Transport Caddy – (Multi-Height)

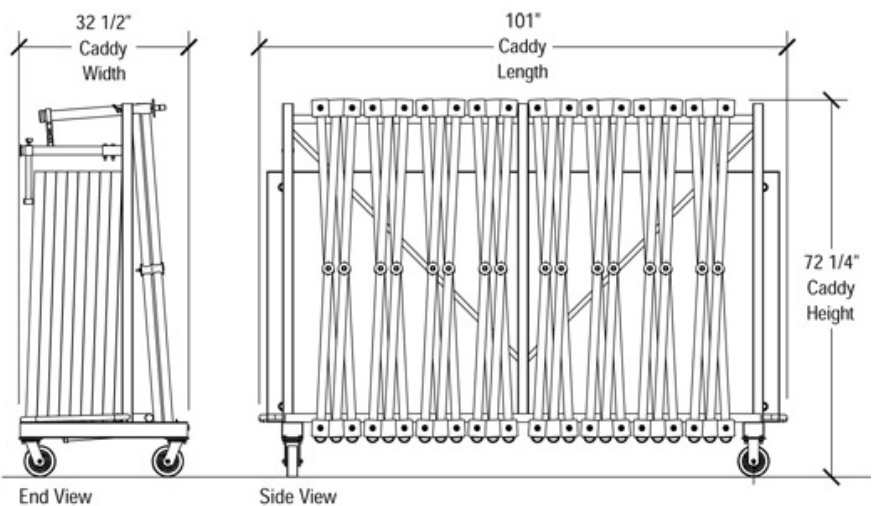
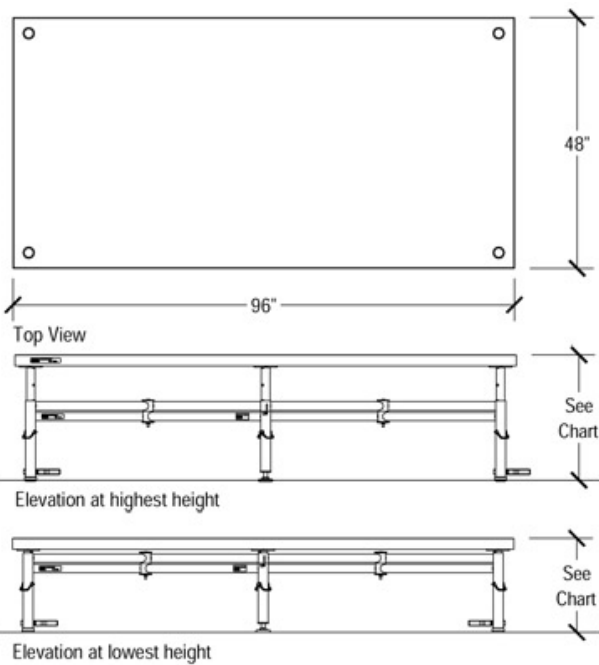


### Storage Caddy (Holds 8 Units)

Use SAC11NM4S1 for 4' x 6' x 6"h Units  
Use SAC11NM4S3 for 4' x 6' x 12"h through 36"h Units

### Open Stage Dimensions

## 4' x 8' Stage & Transport Caddy – (Multi-Height)



### Storage Caddy (Holds 8 Units)

Use SAC11NM6 for 4' x 8' x 6"h Units  
Use SAC11NM for 4' x 8' x 12"h through 36"h Units

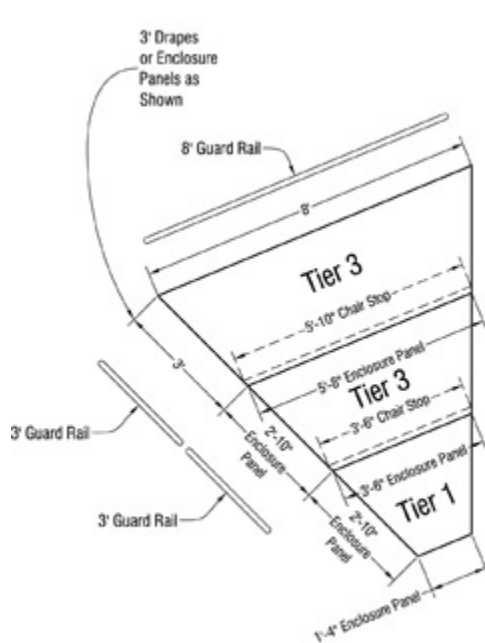
### Open Stage Dimensions



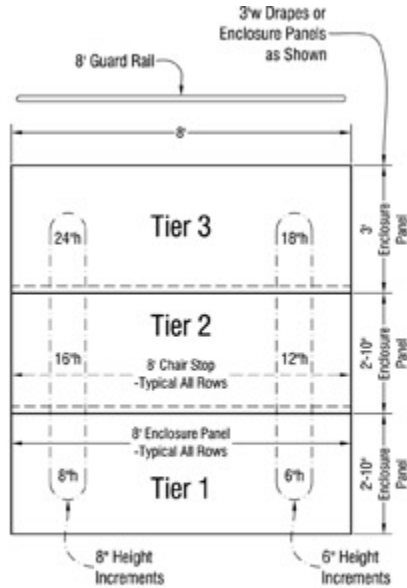
# Tiered Riser Configurations

## 3-Tier Riser System Configuration

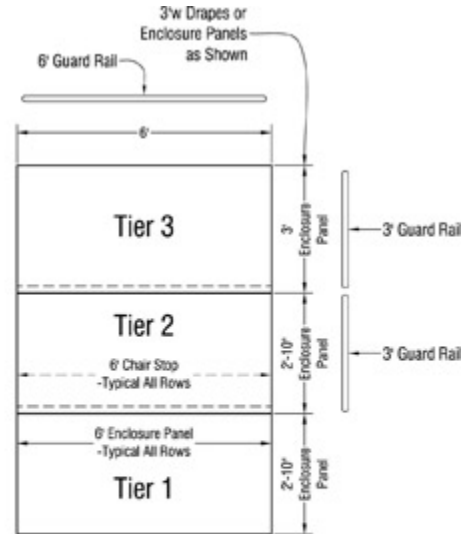
### (3' Row Depth)



Module B

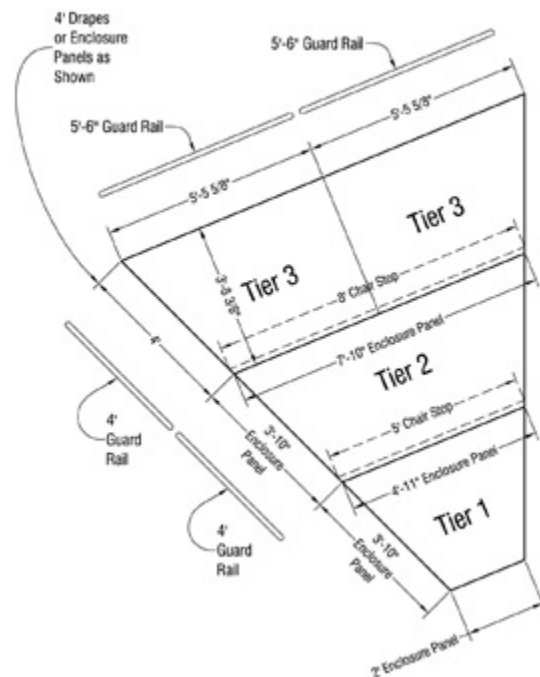


Module A-8'




Module A-6'

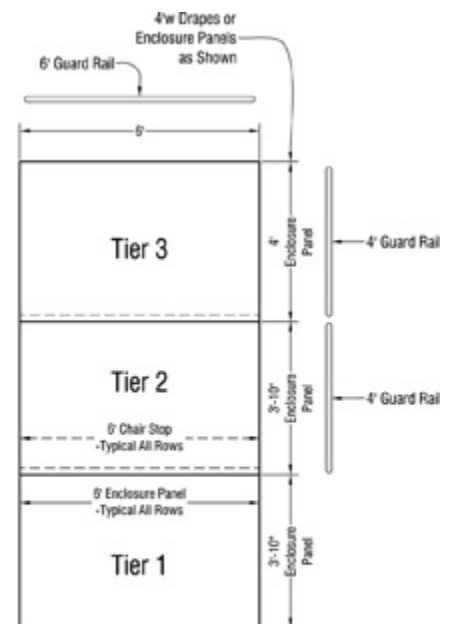
### (4' Row Depth)



Module F



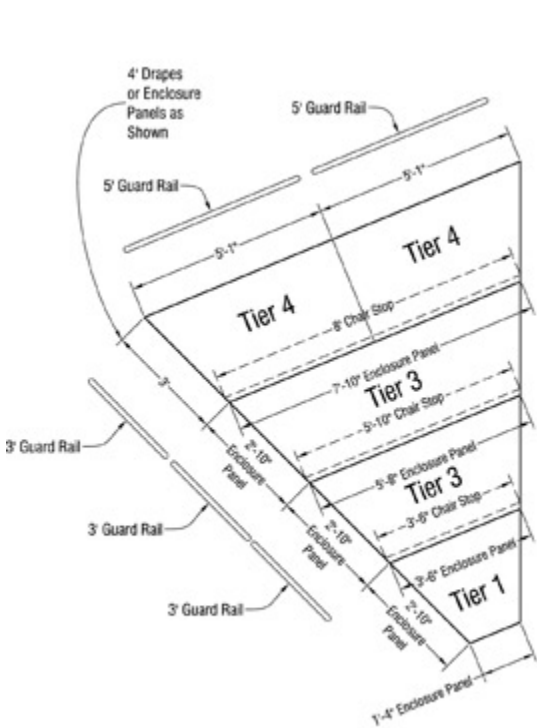
Module E-8'



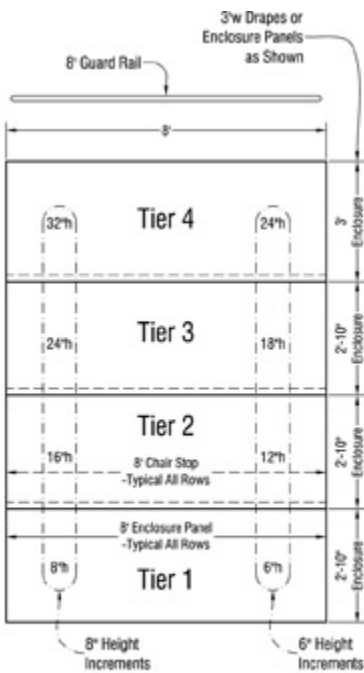
Module E-6'

# 4-Tier Riser System Configuration

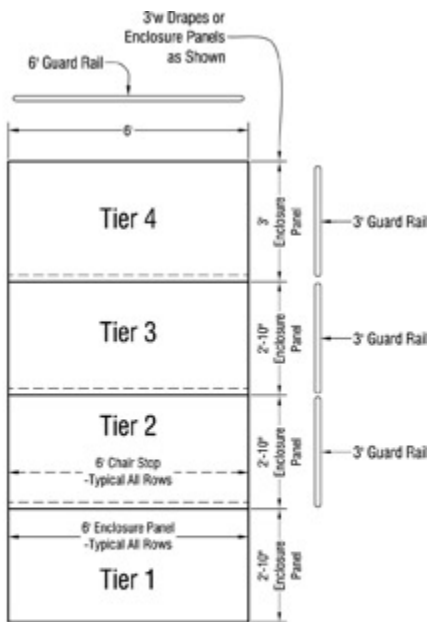
## (3' Row Depth)



Module D

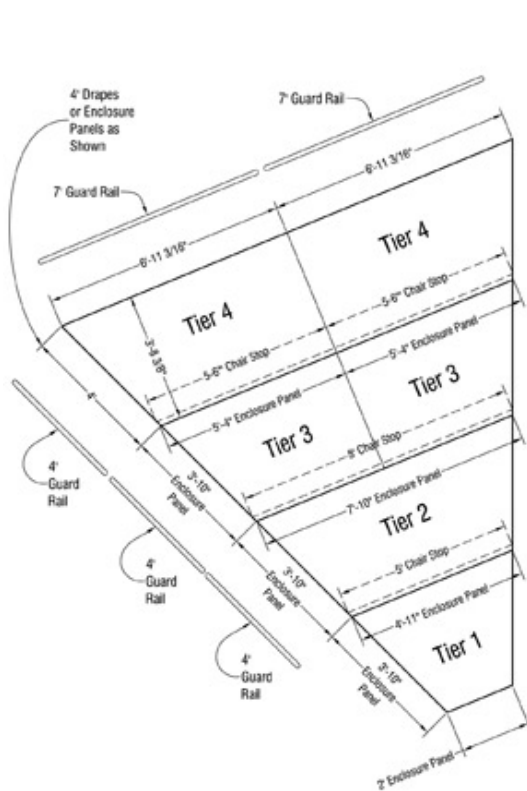


Module C-8'




Module C-6'

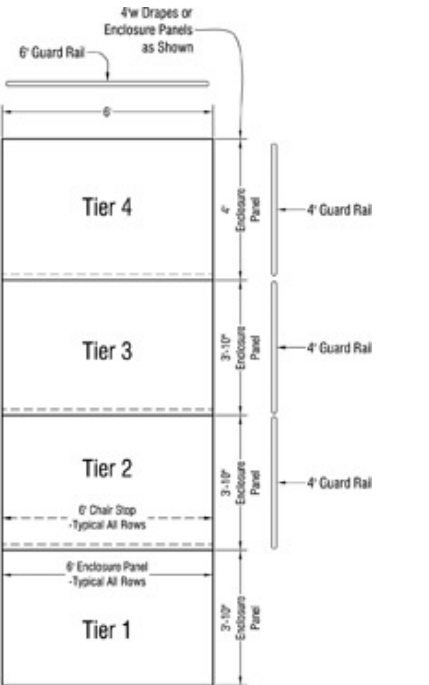
## (4' Row Depth)



Module H

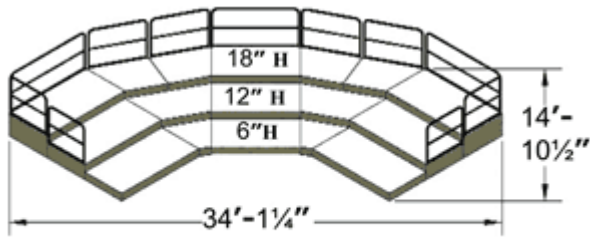


Module G-8'

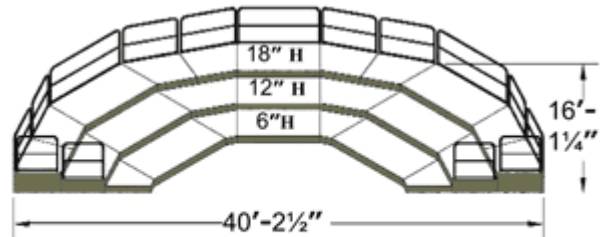


Module G-6'

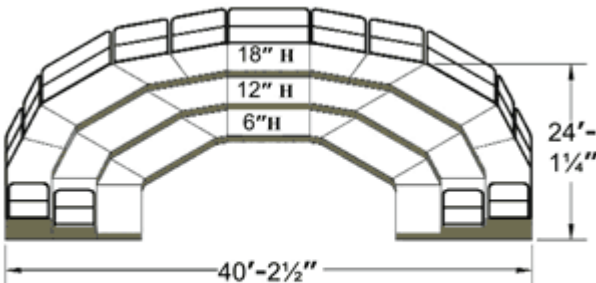
# Example Riser Configurations



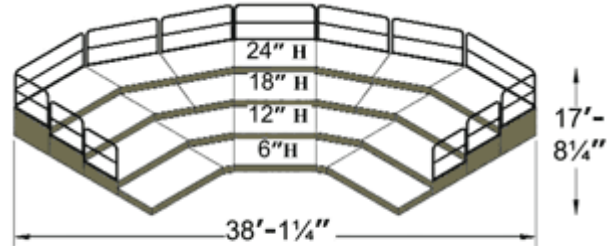
3 Module A  
2 Module B  
3' deep sections, 72 seated capacity including floor



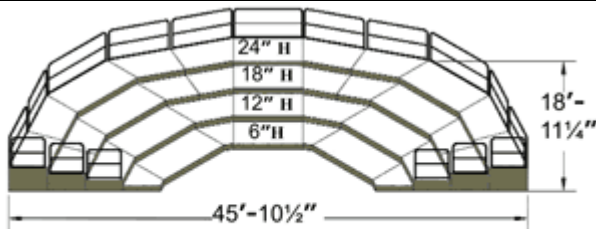
3 Module A  
4 Module B  
3' deep sections, 92 seated capacity including floor



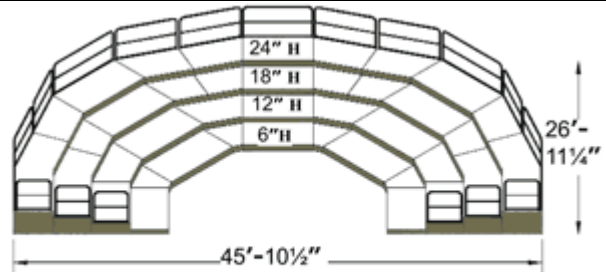
5 Module A  
4 Module B  
3' deep sections, 131 seated capacity including floor



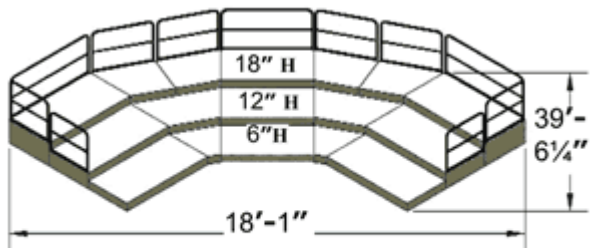
3 Module C  
2 Module D  
3' deep sections, 96 seated capacity including floor



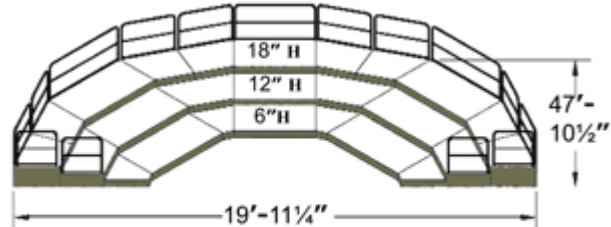
3' deep sections, 128 seated capacity including floor



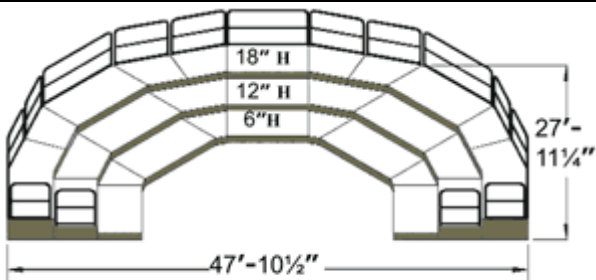
3' deep sections, 177 seated capacity including floor



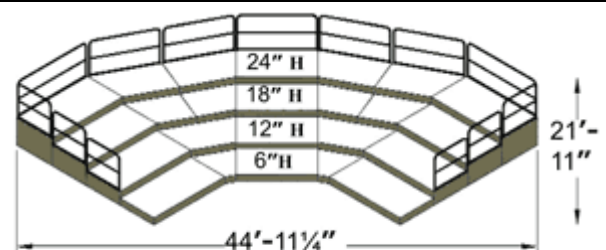
3 Module E  
2 Module F  
4' deep sections, 59 seated capacity including floor



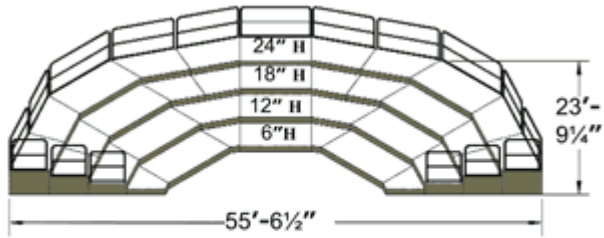
3 Module E  
4 Module F  
4' deep sections, 80 seated capacity including floor



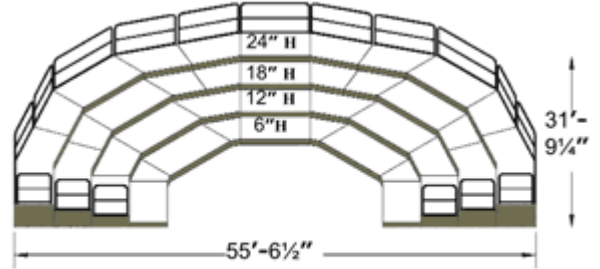
5 Module E  
4 Module F  
4' deep sections, 108 seated capacity including floor



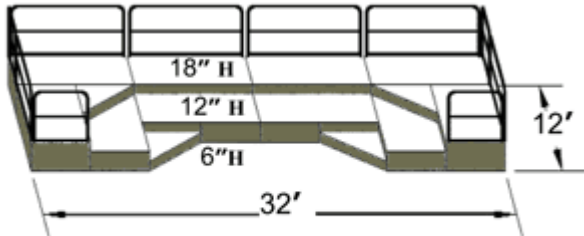
3 Module G  
2 Module H  
4' deep sections, 81 seated capacity including floor



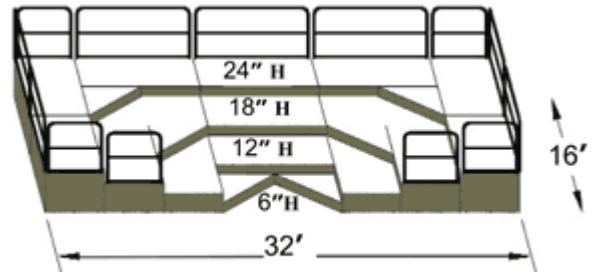
3 Module G  
4 Module H  
4' deep sections, 114 seated capacity including floor



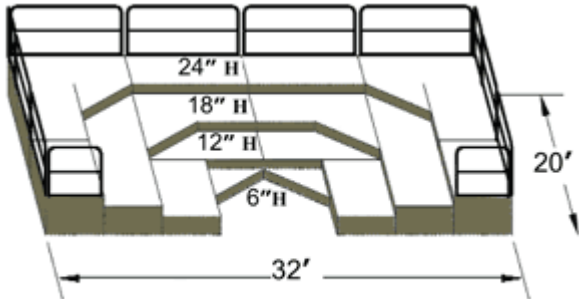
5 Module G  
4 Module H  
4' deep sections, 150 seated capacity including floor



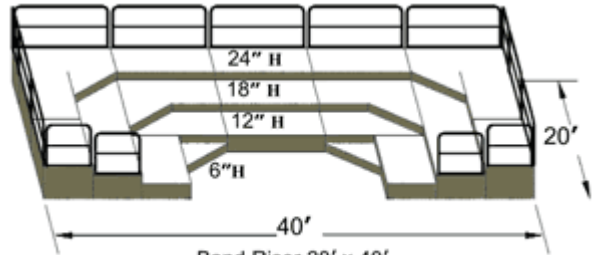
Band Riser 12' x 32'  
Capacity 44 persons



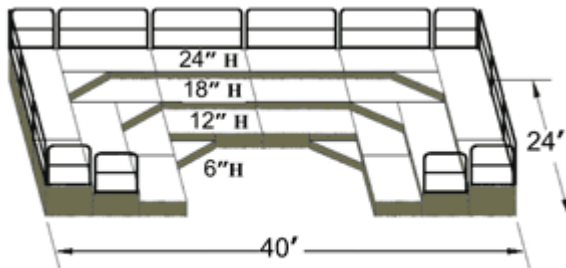
Band Riser 16' x 32'  
Capacity 54 persons



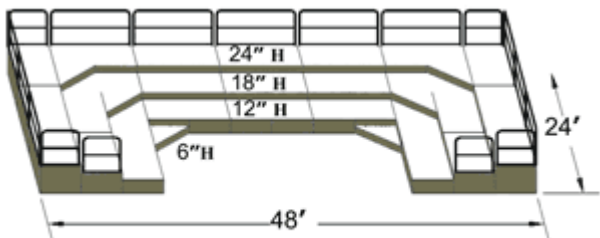
Band Riser 20' x 32'  
Capacity 66 persons



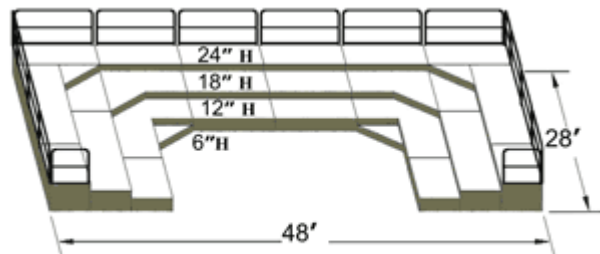
Band Riser 20' x 40'  
Capacity 78 persons



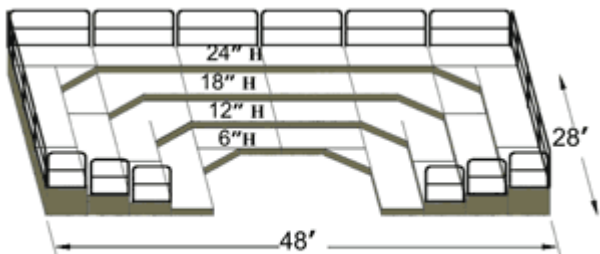
Band Riser 24' x 40'  
Capacity 90 persons



Band Riser 24' x 48'  
Capacity 102 persons



Band Riser 28' x 48'  
Capacity 114 persons



Band Riser 28' x 48'  
Capacity 136 persons



For More Information Visit: <http://www.sicoinc.com/xpress.php>

7525 Cahill Road, Minneapolis MN 55439  
1.800.533.7426