

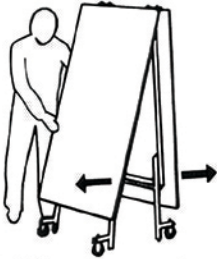


SICO AMERICA INC.
7525 Cahill Road
Minneapolis, MN 55439, USA
Customer Service: 1-800-424-0796
Website: www.sicoinc.com

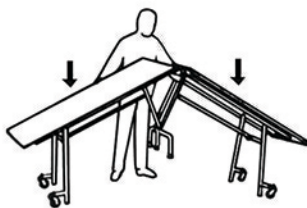
Operating Instructions and Parts List

BY-65 TABLE

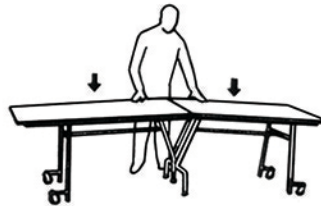
TO OPEN



- 1 Release transport lock. Grasp both tops low, force outward.

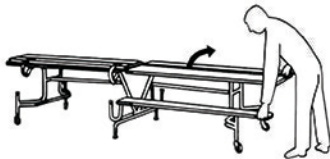


- 2 As table opens, ease downward.

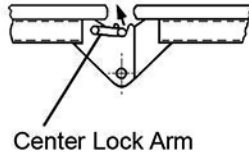


- 3 Align table in position before legs reach the floor.

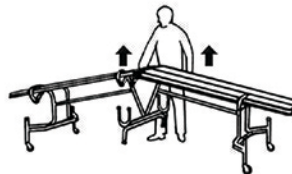
TO FOLD



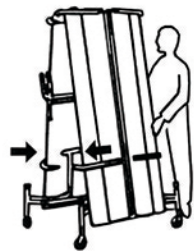
- 1 Standing at end of table, fold benches onto table top.



- 2 Raise center lock arm and hold against table top. Grasp top and lift table slightly.



- 3 Raise table with a continuous upward motion. Lift with your legs.



- 4 Grasp tops low and push together until lock engages pin.

When Ordering:

All Parts. Indicate table Serial No., height, length, Serial No. is on frame, near center of table **Tops**. Indicate color, size **Legs and Center Frames**. Indicate table height and leg and center frame finish and color

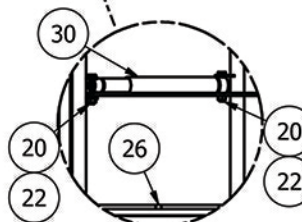
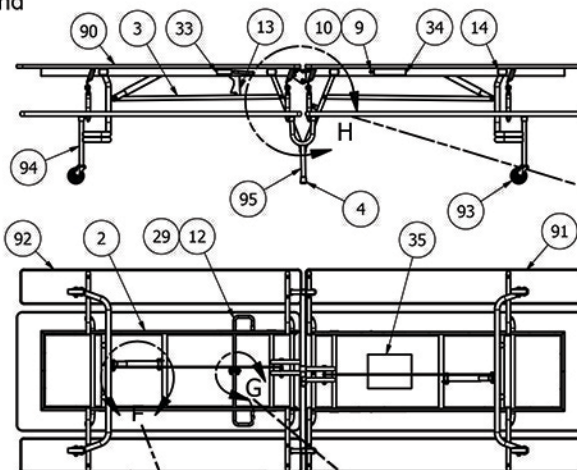
For parts or pricing, contact your local dealer or SICO Customer Service.

MAINTENANCE: Oil pivot points every six months. Wash tops with soap and water.

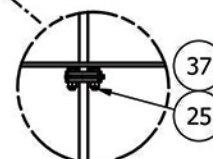
ITEM DESCRIPTION

- | | |
|----|----------------------------|
| 1 | TOP FRAME WELDMENT |
| 2 | TOP FRAME WELDMENT |
| 3 | BAR, TENSION |
| 4 | GLIDE |
| 5 | GLIDE CAP RD 1.00 |
| 6 | BENCH BRACKET |
| 7 | LOCK ARM |
| 8 | NUT PUSH WASHER |
| 9 | PANEL FASTENER |
| 10 | SHOULDER WASHER |
| 11 | FLANGE WASHER |
| 12 | LOCK ROD WELDMENT |
| 13 | BY HOOK |
| 14 | RETAINER CAP - LEG |
| 15 | WASHER |
| 16 | SHOULDER BOLT .38-16X1.00 |
| 17 | BENCH BOLT .31-18x2.00 |
| 18 | NUT STOP M12x1.75MM |
| 19 | NUT STOP .38-16 THIN |
| 20 | CAP SCREW M10X1.5X60MM |
| 21 | CAP SCREW M12 x 1.75 x 30 |
| 22 | NUT STOP M10x1.5MM |
| 23 | CAP SCREW M10x1.5x110MM |
| 24 | SPACER .66 X .50 |
| 25 | CAP SCREW .38-24X1.25 |
| 26 | DRIVE RIVET |
| 27 | NUT ACORN .31-18 |
| 28 | CAP SCREW M10 X 1.5 X 22MM |
| 29 | TUBE CAP |

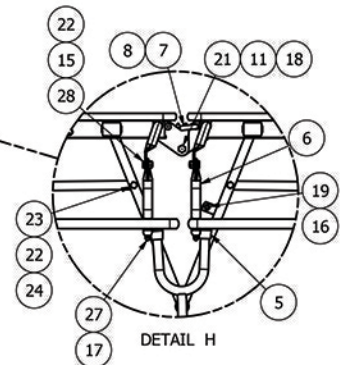
- | | |
|----|----------------------------|
| 30 | MECHANICAL STRUT |
| 33 | LUBRICATION LABEL |
| 34 | TIP OVER WARNING LABEL |
| 35 | INSTRUCTION, BY TABLE |
| 37 | NUT STOP, 0.38-24 NF |
| 90 | TABLE TOP |
| 91 | BENCH |
| 92 | BENCH |
| 93 | CASTER, 4IN W/THREAD GUARD |
| 94 | OUTER LEG WELDMENT |
| 95 | CENTER FRAME WELDMENT |



DETAIL F



DETAIL G



DETAIL H

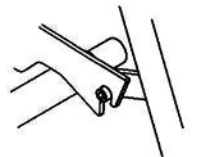
⚠ WARNING

To be moved and operated only by an adult.

Before moving, engage transport lock to prevent tipping.

Failure to follow warnings may result in serious injury or death.

TO ROLL



Engage hook before moving.

⚠ WARNING

To avoid table tipping over, push from end of table. **DO NOT** push from side. Avoid debris on floor.