

For technical assistance or replacement parts, please contact SICO Customer Care and provide your serial number. Only use SICO approved parts.



Caution: Always lock the casters when the MultiApp Table is in use.



Caution: To avoid injury, never stand or sit on the MultiApp Table.

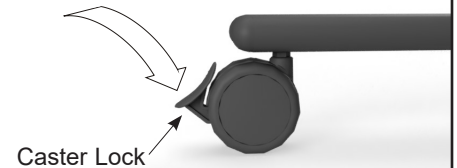


Caution: When moving the MultiApp Table, always make sure that the pathway is visible and clear of obstructions.



Locking a Caster

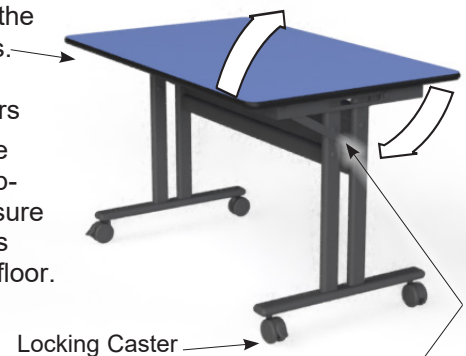
Press downward on the caster lock to lock a caster, and lift up to unlock.





To Place Table into Storage Position

Always lift the table from the side with the two locking casters.

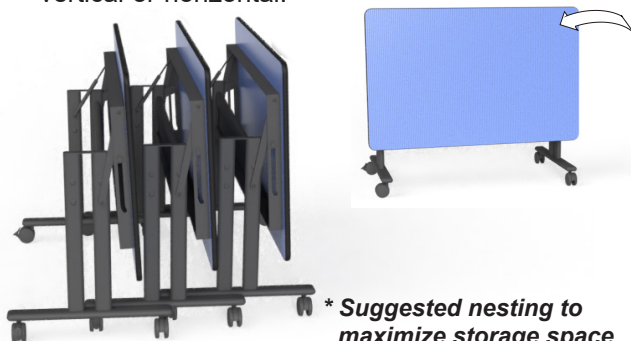
- Lock the casters
- Grasp the table edge and lift upward, making sure that the casters remain on the floor.



 **WARNING** Keep hands clear when folding and unfolding
 **ADVERTENCIA**

Moving the MultiApp Table

- Unlock casters.
- Always push from the end of the table.
- Make sure pathway is clear of obstructions.
- Avoid moving the table over uneven surfaces.
- Two people should work together when moving the table up or down inclines.
- The table can be moved with the table top vertical or horizontal.





To Place Table into Use Position

Always lower the table from the side with the two locking casters.

- Lock the casters.
- Pull the table top edge downward slowly until the table top is horizontal.



 **WARNING** Keep hands clear when folding and unfolding
 **ADVERTENCIA**